


Examples:

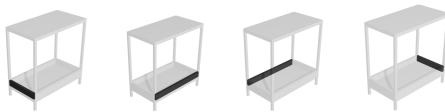


Parts:


bed_frame_horizontal_surface:



Bed_side_surface_panel:



bed_post:



Leg:



Write Your Sentence here: This is a two-layer bed with two horizontal surfaces, four side panels around the lower surface, four long bed posts to connect the surfaces, and four short legs.



Parts:

headboard:



beed_sleeping_area:



surface_base:



Write Your Sentence Here: This is a bed with a headboard, a sleeping area and a thick surface base.

Instructions:

1. Use only **one sentence** to describe the object. This means you cannot write two grammatically correct sentences and combine them into one using “,” and “;”. e.g.,

Correct Example:

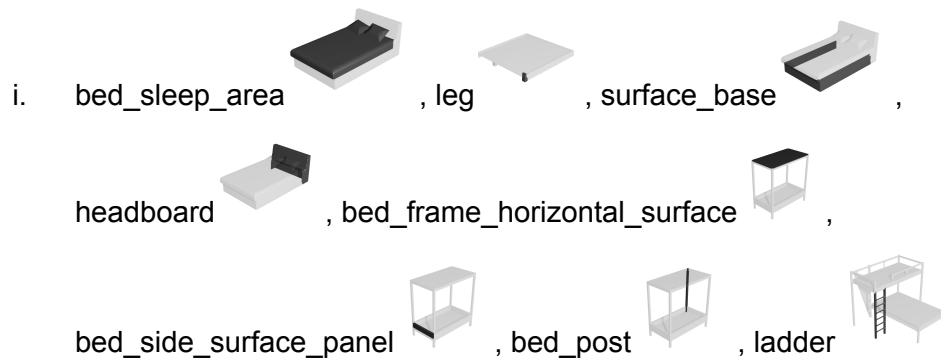
This is a bed with a headboard, a sleeping area and a thick surface base.

Wrong Examples:

This is a bed. It has a headboard, a sleeping area and a thick surface base.

This is a bed, it has a headboard, it also has a sleeping area and a thick surface base.

2. When writing the sentence, you are given images of an object and its parts and need to
 - a. Describe the object type.
 - b. Describe **all parts of the object**:



- c. Describe each part's attributes:
 - i. **Count**: e.g., how many legs? How many bed side panels?
 - ii. **Shape**: round, square, triangle, curved, tilted, irregular shape, etc.
 - iii. **Size**: thick, thin, large, small
 - iv. **Length**: long, short
- d. Do not describe the color